附件一：系爭專利之圖示

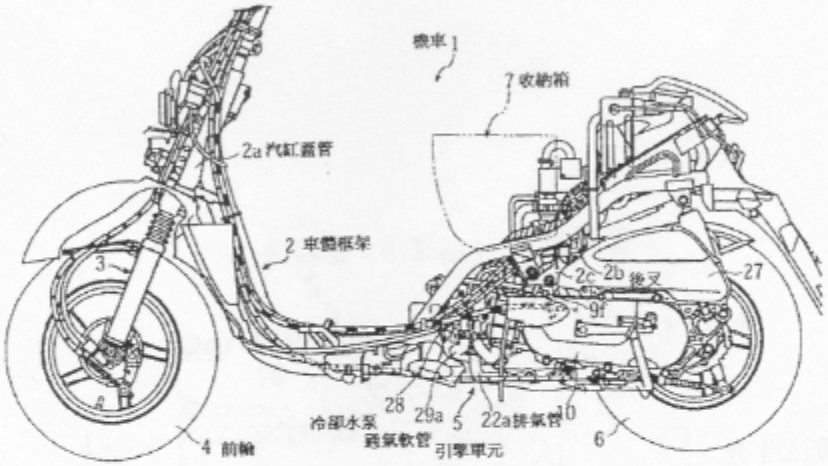


圖 1

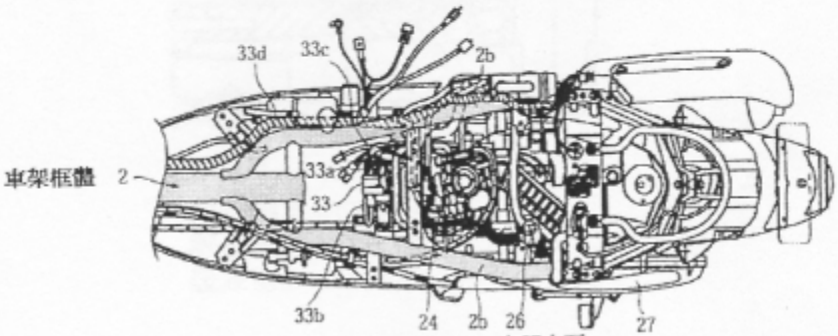


圖 2

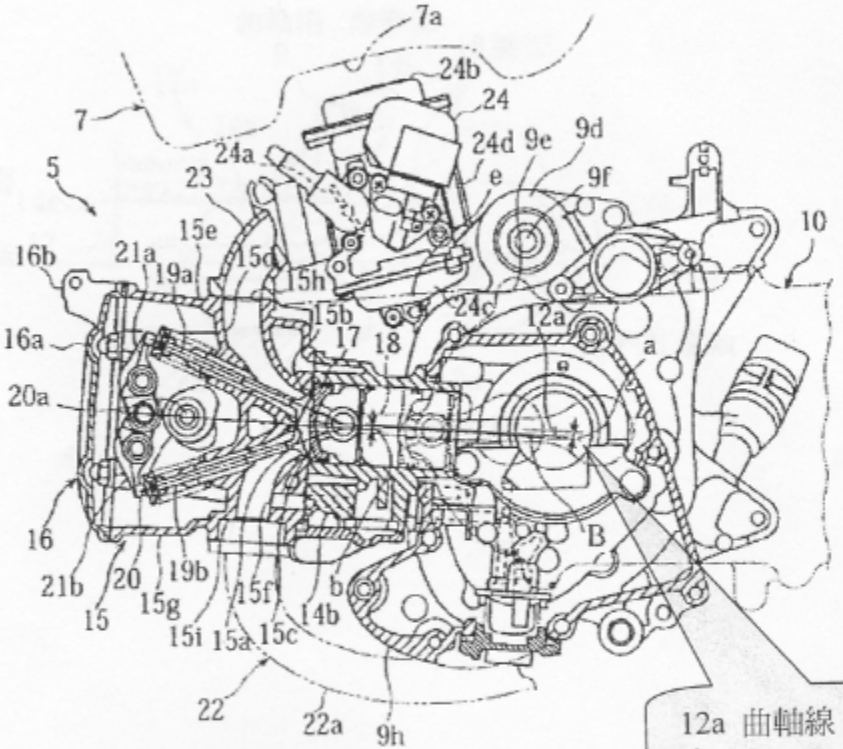


圖 4

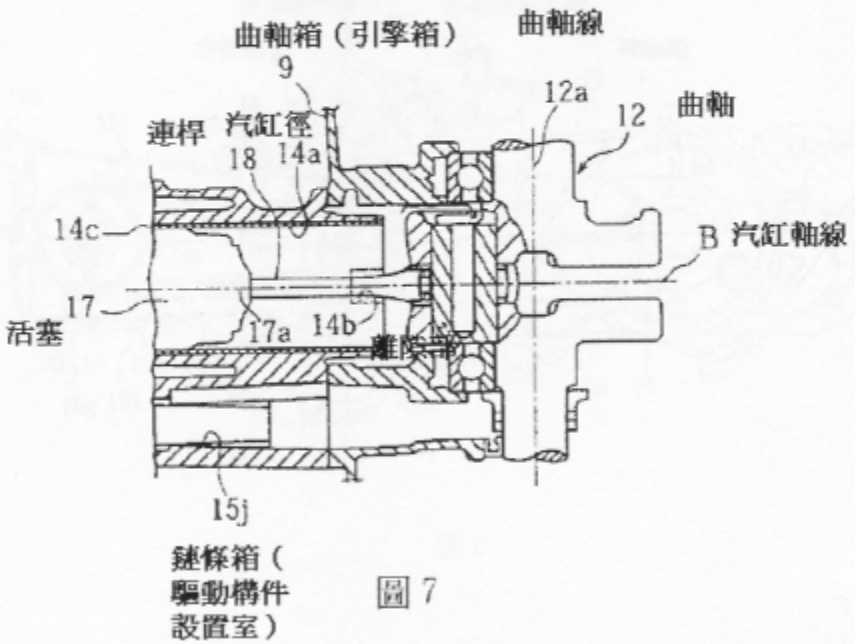
曲軸箱（引擎箱）
曲軸線
9
12a
12
曲軸
連桿
汽缸徑
18
14a
14c
B 汽缸軸線
17
活塞
17a
14b
離隙部
15j
鏈條箱（
驅動機件
設置室）

圖 7

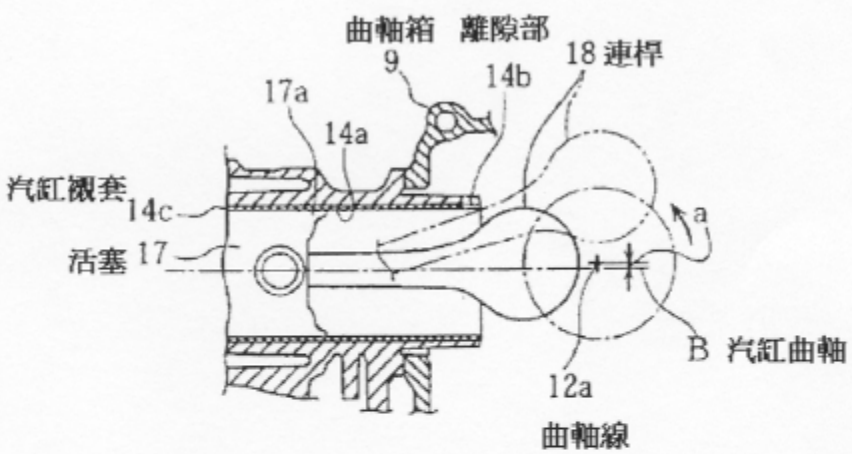
曲軸箱
離隙部
9
18 連桿
14b
17a
14a
汽缸襯套
14c
a
活塞
17
B 汽缸曲軸
12a
曲軸線

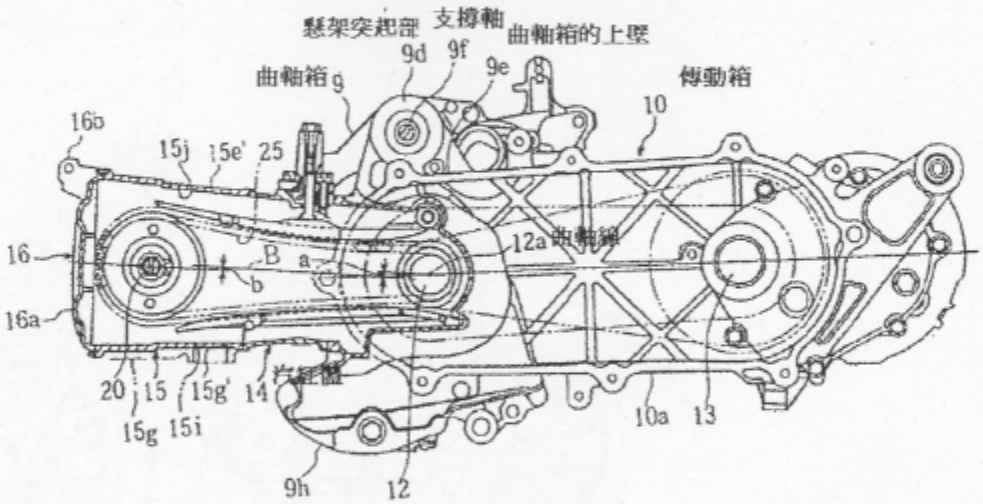
懸架突起部
支撐軸
曲軸箱的上壁
9d
9f
9e
8
曲軸箱
9
傳動箱
10
16b
15j
15e'
25
16
B
a
12a
曲軸線
b
16a
20
15
15g'
14
15g
15i
9h
12
10a
13

圖 5

附件二:證據 4 之圖示

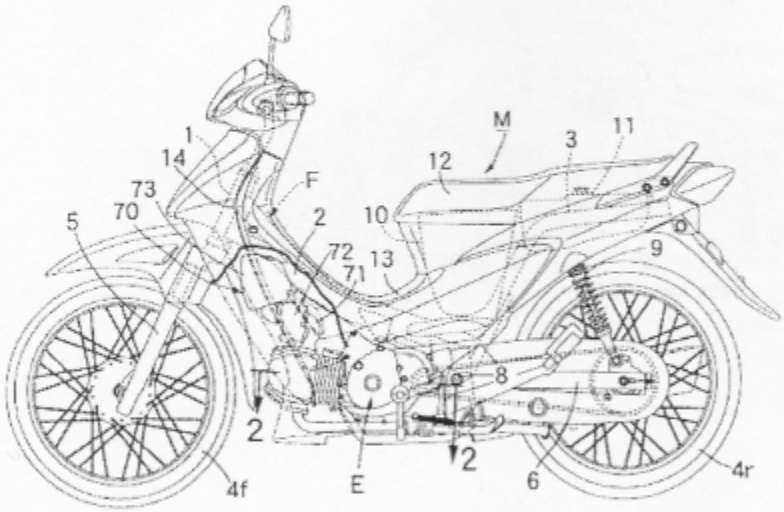
M
1
14
73
70
5
F
2
72
71
13
10
12
3
11
9
8
2
2
E
6
4f
4r

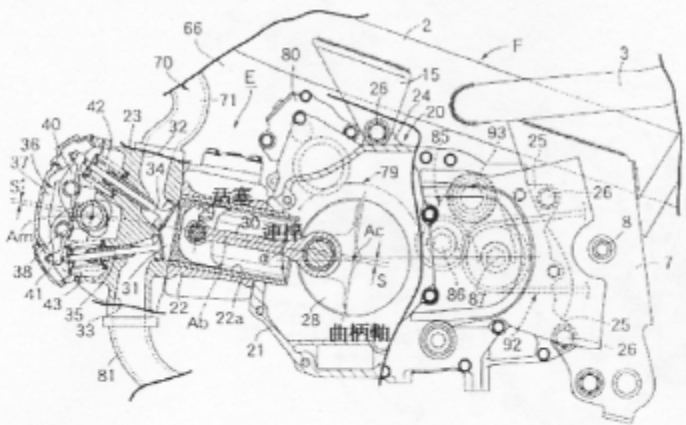
66
70
71
E
80
2
F
3
15
26
24
20
85
93
25
26
8
7
42
23
32
40
36
37
34
79
Am
38
41
43
35
33
31
22
Ab
22a
21
28
Ac
S
86
87
92
25
26
81
曲柄軸

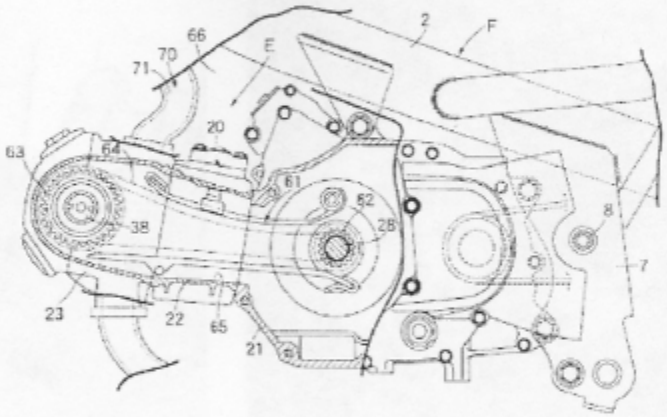
2
F
66
70
71
E
20
63
64
61
62
28
8
7
38
23
22
65
21

図4

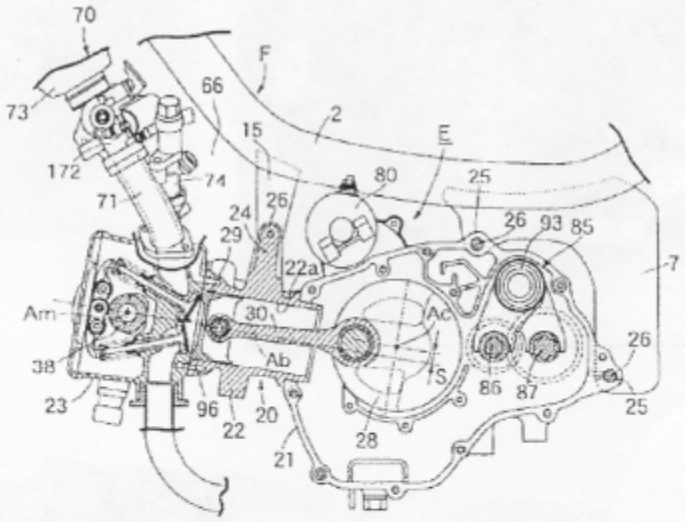
70
F
73
66
15
2
E
172
74
80
25
71
24
26
29
26
93
85
22a
7
Am
30
Ac
38
Ab
S
86
87
26
23
96
22
20
28
25
21

図5

## 附件三：證據 5 之圖示




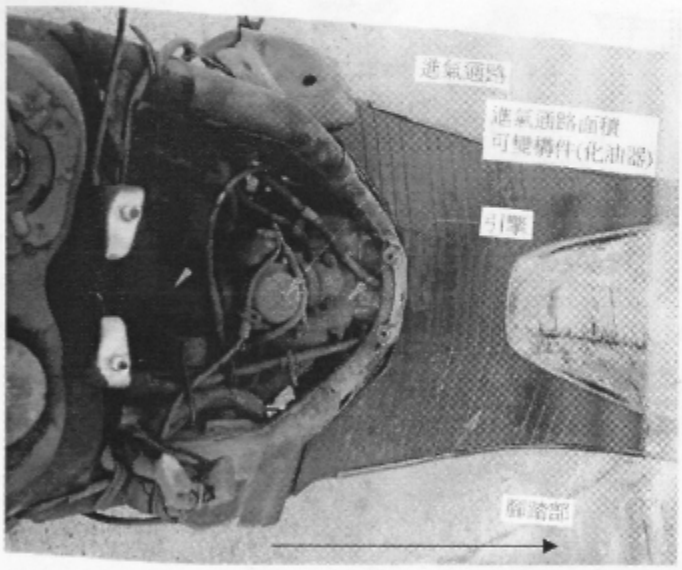











排気側
吸気側


排気側
吸気側





附件四：證據 6 之圖示

